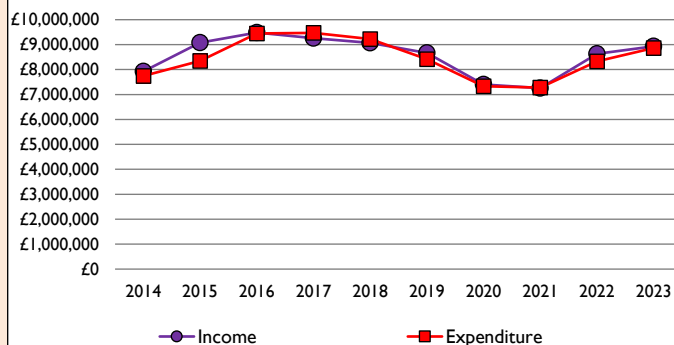
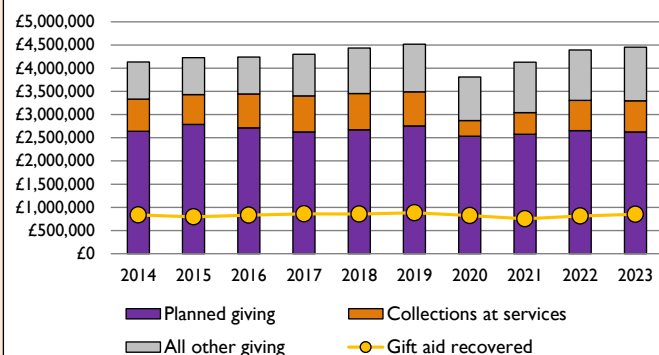


# Finance dashboard for the Archdeaconry of Richmond and Craven in the Diocese of Leeds

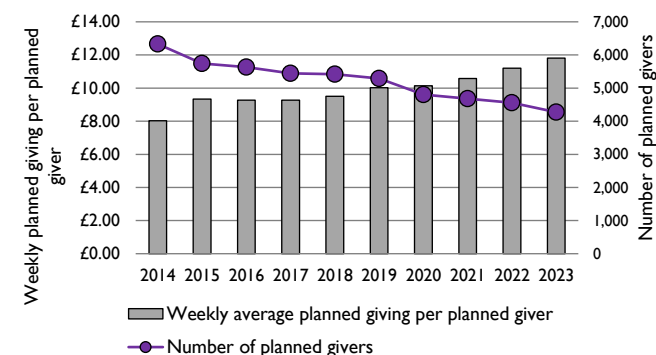
## 1. Total income & total expenditure, 2014-23



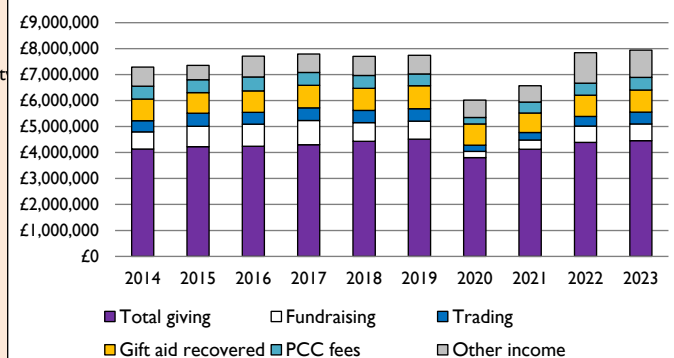
## 2. Giving & gift aid recovered, 2014-23



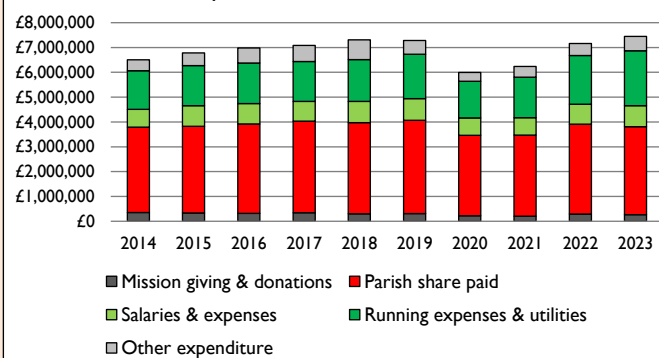
## 3. Planned giving & planned givers, 2014-23



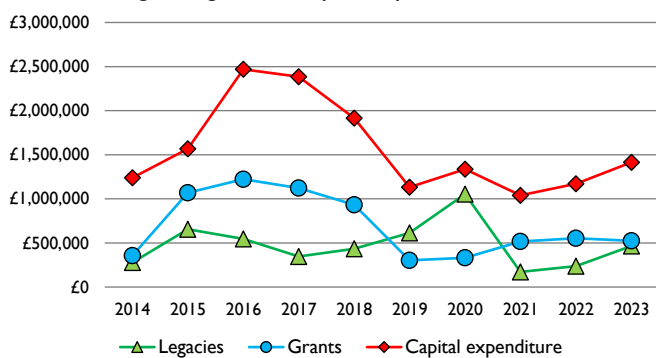
## 4. Income breakdown, 2014-23



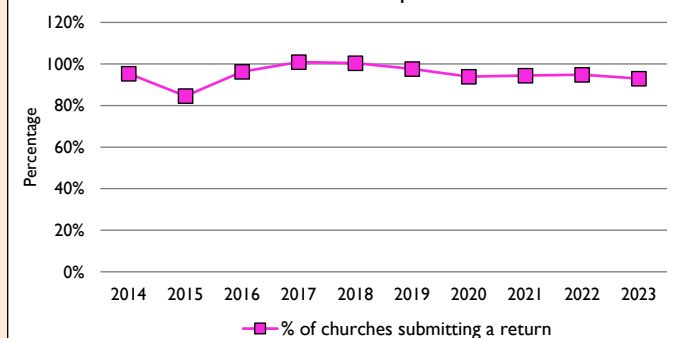
## 5. Expenditure breakdown, 2014-23



## 6. Legacies, grants, & capital expenditure, 2014-23



## 7. Return of Parish Finance response rate, 2014-23



## Weekly average planned giving per planned giver (2023)

Archdeaconry: £11.81  
Diocese: £14.23

### Notes & definitions

This dashboard contains figures for churches currently in the archdeaconry. It includes **submitted figures & estimates** for churches that did not submit returns.

Graph 2 shows a detailed breakdown of the **Total giving** figure in graph 4.

Graph 3: **Planned giving** = Tax efficient planned giving + Other planned giving; **Planned givers** = Tax efficient planned givers + Other planned givers.

Graph 4 shows income other than grants and legacies.

Graph 4: **Total giving** = Tax efficient planned giving + Other planned giving + Collections at services + All other giving, including Special Appeals.

Graph 4: **Other income** = Dividends, interest, income from property + Any other income.

Graph 5 shows expenditure other than capital expenditure.

Graph 5: **Other expenditure** = Fund-raising activities + Mission and evangelism costs + Cost of trading + Other expenses.

Graph 5: **Running expenses & utilities** also includes governance costs.

Graphs 1-6: Unrestricted and Restricted amounts have been combined.

For further definitions please see the guidance notes attached to the Return of Parish Finance:

<https://parishreturns.churchofengland.org/>

**Number of churches in archdeaconry (2025): 214**

**Number of parishes in archdeaconry (2025): 138**

Archdeaconry code: 465

Variations in figures from year to year may be the result of changes in parish/archdeaconry structure, or imperfectly estimated figures for non-reporting churches.

**Number of churches that submitted a return: 2014 204; 2015 181; 2016 206; 2017 216; 2018 215; 2019 209; 2020 201; 2021 202; 2022 203; 2023 199.**

Produced by the Data and Analysis team, Church House, Great Smith Street, London SW1P 3AZ. Date of production: 27/2/25.

Every effort has been made to ensure that data are reliable. We would be grateful to be notified of any significant errors or omissions by email to [statistics.unit@churchofengland.org](mailto:statistics.unit@churchofengland.org)