

Saving Creation



**What a Wonderful
World!**


**A toddler group curriculum
exploring God's beautiful
world and creation care.**



THE CHURCH
OF ENGLAND

Diocese of Leeds





Hello!



Welcome to '**Saving creation - What a wonderful world**' curriculum for church toddler groups exploring how God made the world and the importance of creation care in today's world.

In this curriculum, there are 10 sessions and each session has a theme with a bible verse/passage, a story time script, a craft activity, a sensory activity plus song ideas and faith at home ideas for parents and carers to do with little ones at home.

The material was originally written for a toddler group that runs with this simple structure over 2 hours:

1 hour - welcome, free play including the craft and sensory activities

20mins - snack time followed by more play

10 mins - tidy up time

30 mins - story time followed by singing then home time.


However, every group is different so feel free to adapt this material to fit the structure of your group!


Craft Activities

All the craft activities avoid single use plastic and try to use recycled or compostable materials. They are simple for toddlers to do with some adult supervision.

Sensory Activities

The sensory activities aim to use as many materials that can be recycled after use or used again such as homemade playdough (a recipe for this is available at the back). Many children love sensory play and it is good to keep a store of items you can alternate each week to bring variety. Some of the sensory activities are better in a clear low rimmed plastic tub and most can be done on a Tuff Tray on a stand.





Story time

The story time scripts have some suggested props to help you tell the story; pieces of fabric, small world people/animals, natural materials. We also suggest you use pictures of some things mentioned in the scripts - either print outs of images online or use images from magazines and newspapers. It is worth gathering these beforehand and having them in a special box or basket that you bring out and use as you tell the story.



Faith at Home

There are suggestions for take home activities and links to ideas you might share on your group's social media to continue the learning for families at home.

Although the content is directed to 0-5 year olds, parents and caregivers will participate and learn alongside the children through the sessions and the take home activities. Our prayer is this curriculum will make space for little ones to know and love Jesus, to see their role in caring for God's creation and to encourage adults to make a difference too!





God made the world



Session 1 – Genesis 1 v 31

Craft activity:

Paper Mache Earth

You will need:

- newspaper
- blue and green tissue paper
- balloons inflated to make a small ball
- flour and water paste/pva glue and brushes
- bowls to sit the balloons in

Invite the children to apply the torn pieces of newspaper onto the balloon to make the first layer and then top with green and blue tissue paper pieces to make it look like the world.



Sensory activity:

Starry night

You will need:

- A3 Black paper
- coloured chalks
- Masking tape

Tape the paper flat to the table and invite the children to draw their own starry night



Story time:

Props - pieces of black, blue, green material, sun, moon, stars, trees/plants (all cut out of felt or card. Small world animals and figures such as Happyland/Playmobil plus a box or basket to store these in.

In the beginning, there was nothing but God. - *layout the black fabric*

God's spirit hovered over the nothingness and began to create - *wave your hands over the black fabric then rub them together.*

God made day and night and saw that it was good - *lay out blue fabric next to black fabric, put sun shape on the blue fabric and moon and stars on black fabric then give a thumbs up.*

God made land and sky and saw that it was good - *lay green fabric over the bottom of the blue and black fabric and give a thumbs up.*

God made lots of trees and plants to fill the earth with beauty and food and saw that they were good - *lay out the tree and plant shapes on the green fabric and give a thumbs up.*

God made lots of wonderful animals too and saw that they were good - *put out the animals - ask the children which one is their favourite - then give a thumbs up.*

What a wonderful world God made - it is so good - *Both thumbs up*

Sing: All things bright and beautiful, all creatures great and small, all things wise and wonderful, the Lord God made them all!

Let's say a little prayer - Thank you God for the wonderful world you made - it is so good! Amen.


Song ideas:

My God is so BIG! He's got the whole world in his hands, Who's the King of the Jungle?

Jesus' love is very wonderful, Our God is a great BIG God

Take home activity:

Go cloud/nature spotting - take your little one for a walk in the garden or your local park and see what animals, plants, flowers and minibeads you can spot. Try lying down on the ground and looking at the clouds - what shapes do they make? What do they look like? Spend some time thanking God for his wonderful creation!



Take Care

Session 2 – Genesis 1 v 26

Craft activity:

Finger print flowers:

You will need:

- Poster paints and sponges or paint pads
- paper

Use green paint on hands to make a hand print plant stems and then use other colour paint to print flowers with finger prints

Sensory activity:

Planting seeds

You will need:

- biodegradable pots or newspaper pots made with a tube mould or recycled plant pots
- compost
- seeds - basil or perhaps bee friendly plant seeds (avoid foxglove as this plant is dangerous for young children)



Story time:

Props: blue and green fabric, trees and plant shapes and animals (from last week) plus 2 small world humans.

Have the blue and green fabric laid out before you.

Last week we talked about how God made the world and it was so good - *BIG Thumbs up*

God made trees and plants to fill the world with beauty and food. - *lay out tree/plant shapes*

God made amazing animals too - *lay out animals*

But God didn't stop there. There was something missing in the garden. *Put hands up in question 'what?'*

God needed help to take good care of this beautiful creation so God made human beings to work with God to look after the world and everything that lived in it! *Place small world people amongst plants and animals*

Sing: (to tune of Baa Baa Black Sheep)

God made the world for you and for me

to care for all the lovely things we see

God is the creator

of all living things

we will work with God to care for everything!

Let's pray together: Thank God for the wonderful world you made - help us to work with you to look after it! Amen.

Song ideas:

Jesus love is very wonderful, I'm a friend of God, Who is the king of the jungle?
There's a worm at the bottom of the garden, Here we go round the mulberry bush

Take home activity:


Make a bee bath out of shallow plant dish with marbles/glass pebbles and water:

<https://yorkshiregardens.co.uk/post/how-to-make-a-bee-bath>

Place the bee bath near to bee friendly plants in your garden.

How to make newspaper seedling pots:

<https://schoolgardening.rhs.org.uk/Resources/Sequence-Card/How-to-make-newspaper-pots>



What a mess!



Session 3 – John 3 v 16

Craft activity:

Cross silhouette pictures

You will need:

- Chalks/soft pastels
- dark coloured card/paper
- card cross templates
- blu tack

Sensory activity:

Ocean clean up

You will need:

- Clear plastic tub with low rim
- Pieces of plastic like bottle caps, metal pieces like tin foil pie cases and cut up card
- small world sea animals
- kitchen tongs/large tweezers for kids
- water
- bowls to sort rubbish into



Story time:

Props: blue and green fabric, tree/plant cut outs, animals and humans, two pieces of brown card, some litter, card cross cut out

Last week we heard the story of how God made the world - *lay out blue and green fabric.*

God made lots of trees and plants to give food and beauty to the world and then he created animals in the sea and land and sky. And then he made human beings to look after his creation. - *add the trees/plants/animals/humans to the scene.*

But something went wrong. the human beings chose to follow their own way and turned their backs on God, they didn't want to work with him, they wanted to do their own thing - *place two pieces of card one at the bottom of garden scene, one separate to one side and take humans out of garden scene to put them on the piece of card on it's own.*

Once this happened, badness and sadness entered into the world, humans treated one another badly, they didn't care for creation - *tip litter over the scene.*

God was sad about his friends not wanting to work with him but he had a plan to bring them back.

Jesus was God's plan- a person who would come and live on earth and teach people about how God loved them and how God wants his world to be. Jesus would die on a cross and rise to new life to show the world that nothing could stop humans being friends with God or working with God to care for the world as he intended. - *place the cross in-between the two pieces of card and slowly start to collect the pieces of litter up. Move some of the flowers and plants across.*

*Sing: God's got the whole world in his hands,
he's got the whole world in his hands
God's got the whole world in his hands
He's got the whole world in his hands*


Let's pray together: Thank you God that though sadness and badness came into your world, you had a plan to sort it out. Thank you for Jesus who helped us be friends with you again and who teaches us to care for your creation. Amen

Song ideas:

Jesus love is very wonderful!, Wide wide as the ocean, Our God is a great big God, Humpty Dumpty sat on a wall,

Take home activity:

Tidy up time – do a litter pick near your home or help your child to tidy up their toys – when we see things are a mess, we can tidy them up. Show your child how to sort items for recycling – paper/plastic/tins/compost



Footprints

Session 4 - Acts 1 v 1-8

Craft activity:

Painted footprints

You will need:

- Card/lining paper roll
- Poster paints & brushes/paint pads
- Basin of soapy water to wash feet and towels to dry feet

Sensory activity:

Sensory footpath/stepping stones

You will need:

- Shallow trays/tins
- foot friendly materials to create different textures such as: pebbles/sand/soil/leaves/grass/fabrics/water
- towels to wipe feet



Story time:

Props needed: pictures of footprints, pictures of rubbish dumps, plastic on beaches or in seas, traffic jams, the card cut out of a cross and a silk scarf or square of translucent fabric.

We live in the world God made and everything we do impacts the world by the way we live. We buy too much stuff and throw it away. When we throw away plastic, it messes the sea and the land, if we drive our cars we cause pollution especially when we could walk or cycle. There are lots of ways we leave our footprints on the earth and cause damage. – *show pictures one by one, finishing with the footprint picture (use one of the painted footprints from the craft)*

Last week we heard about God's plan to get rid of the sadness and badness that had come in the world through Jesus coming to earth, died on the cross and came back to new life – *show the card cross.*

This cross is the sign that God's way of doing things is happening on our earth and that he wants to work with us to care for the world but we're still humans and we do our own thing and we can still be bad.

Jesus couldn't stay on earth with his friends so he promised when he left, he would send help and we need help – the Holy Spirit Helper is the power we need to change us and to help us do better.

The Holy Spirit is like the wind - we cannot see it but when we become friends with Jesus, the Holy Spirit comes to live in our hearts and helps us to be more like Jesus - *wave silk scarf around and then bring close to your heart.*

*Sing: (To tune of Morning is broken)
Holy Spirit, power from Jesus
Comes down to earth to live in our hearts
Holy Spirit working in us
changes our hearts to care for God's world.*

Let's pray together - thank you God for your holy spirit helper that lives in our hearts and helps us to care for our world, help us to reduce our footprints on the earth and reverse the damage we have done. Amen

Song ideas:

One more step along the world I go, Jesus love is very wonderful, God's got the whole world in his hands, I'm a friend of God,

Take home activities:

Share on your group's social media the WWF footprint calculator for families to work out your environmental footprint and see what changes you could make: <https://footprint.wwf.org.uk/>

Go on a nature walk and see what animal footprints you can spot – the RSPB have a downloadable animal tracks chart: <https://www.rspb.org.uk/birds-and-wildlife/natures-home-magazine/birds-and-wildlife-articles/features/animal-tracks/>



Worried about the future



Session 5 – Matthew 6 v 25–34

Craft activity:

Rocking birds

You will need:

Paper plates or card circles

Coloured paper for the beak and wings

Felt pen to draw eyes

Feathers for tail and sticky tape to attach.

Sensory activity:

Homemade lavender oil scented playdough – twigs and plant stems for pressing into dough to make prints.

See playdough recipe link in resources section



Story time:

Props: you will need the picture of footprints, flower stems, toy bird/picture of a bird, picture of the earth.

Last week we talked about how we make an impact on the earth by the way we live – do you remember the footprints? – *show picture of footprints*. When we look around the world and we start to notice the things that are wrong, it can make us feel a bit worried. Sometimes problems can seem so big and we can feel so small.

Jesus knew his friends were very worried about lots of things and he spoke to them about their worries. He told them to look at the flowers of the the field and to see that God dressed them beautifully – *show flowers*. Then he told them to look at the birds in the sky – *show bird* – Jesus told them God looks after the birds too. If God provides all the flowers and birds need – won't he do the same for us?

Jesus told his friends God loves us so much and he is with us. We can take our worries to God and God will help us. What is more, if we follow Jesus and work with God to look after the world, that can help us with our worries! We need to trust God that he has the whole world in his hands – *show picture of earth*

Sing: (to tune of 'If you're happy and you know it')
If you're worried and you know it, talk to God,
If you're worried and you know it, talk to God,
God will listen and he cares
He will show that he is there,
If you're worried and you know it talk to God

Let's pray together: Thank you God that when my worries about the world seem so big and I feel so small, you are with me and you are helping me. Keep me working with you to help look after your beautiful world. Amen

Song ideas:

When I'm feeling..... Jesus is my friend. He's got the whole world in his hands,
His eye is on the sparrow, Twinkle twinkle little star...

Take home activity:

Make a bird feeder : <https://www.woodlandtrust.org.uk/blog/2019/01/how-to-make-a-bird-feeder/>

Plant some trees!



God made animals



Session 6 – Genesis 1 v24–25

Craft activity:

Paint Caterpillars

You will need:

- paint
- Child friendly felt pens
- roll or sheets of paper
- Plastic cups

Use the cups to make the body of the caterpillar and draw legs and eyes with felt tips

Sensory activity:

Animal rescue:

- Small world animals/dinosaurs
- several plastic containers

Fill the containers with water and put a small world creature in each tub then freeze. The children will need to melt the ice to rescue the animals



Story time:

Props - variety of small world animals/pictures of animals, 2 bits of blue and one bit of green material, bits of plastic rubbish/pictures of deforestation.

What is your favourite animal? What noise does that animal make? (ask children for examples)

When God made the world, he made the sky -*lay out the 1st bit of blue material*, he made the land -*lay out the green bit of material overlapping first blue material* and he made the sea -*lay down the final piece of blue material and smooth your hands over it.*

God saw that the world was beautiful and he made lots of different animals to live in his world. What sort of animals fly about in the sky? Birds - God made birds to inhabit the sky -*put any birds on the top blue piece of material*

What sort of animals live on the land - allsorts! - *put all the land living animals out on the green fabric, naming them as you go*

What sort of animals live in the sea? Fish and whales and dolphins and Jellyfish - *lay out all the water dwelling animals, naming as you go.* Isn't it wonderful - all these animals!

God made human beings to look after the animals but sadly humans have been selfish and have started to destroy the world God made for animals to live in so much that some animal species don't exist any more -*show pictures of deforestation and put plastic rubbish amongst the animals.*

This is not how God wants the world to be - we need to stop dropping litter and polluting the air or doing things that harm animals. We can pray that human beings learn to look after animals and we can do our bit to care for animals and their homes too!

*Sing: Thank you Lord for animals
Thank you Lord for animals,
Thank you Lord for animals,
Right where we are!*

Lets pray together: Thank you God for all the animals especially our favourites - help us to look after your world so all animals have a place to live and be happy. Amen

Song ideas:

Who's the king of the jungle? God is so big, so strong and so mighty, Sleeping bunnies (lions/crocodiles/any animal you care to sing about!) 12345 once I caught a fish alive, MM MM went the little green frog, Little Peter Rabbit, If I was a butterfly, Baa baa black sheep, Old Macdonald - any animal songs!!

Take home activity:

Build a bug hotel: <https://www.rspb.org.uk/get-involved/activities/nature-on-your-doorstep/garden-activities/build-a-bug-hotel/>

Watch episodes of the Cbeebies show 'My pet and Me' with your little one and talk about caring for animals: <https://www.bbc.co.uk/cbeebies/shows/my-pet-and-me>



God gave us food



Session 7 - Matthew 6 v 11

Craft activity:

Baking bread or making sandwiches:

You will need

- pre-prepared bread dough OR
- sliced bread/gluten free bread
- fillings - butter, jam, cheese spread

(remember to check for food allergies especially gluten/dairy)

Sensory activity:

- Edible sand made with crushed breakfast cereal,
- Diggers and tractors



Story time:

Props - slices/loaf of bread - use bread made or leftovers from sandwich making (if there are any!) bucket with a 'bin' sign on it.

Jesus was teaching his friends how to pray and he taught them a special prayer that some of you might recognise . It starts: Our father in heaven, hallowed be your name, your kingdom come your will be done on earth as it is in heaven. And then it says 'give us today our daily bread'. Who enjoyed making bread/sandwiches this morning? Who likes to eat bread? - *show bread*

Jesus was teaching his friends that if they asked God to give them their daily bread, the food they needed God would give them - not too little, not too much, just enough.

In our world, there is enough food to share on the earth but some people have too much and some people- *give one child a big piece of the bread/sandwich and smaller bits to other children* - is that fair?

Sometimes we even waste the food and throw it in the bin - *thrown some bread in the bin bucket*. We don't even think where our food comes from or the work that went in to making it.

We need to enjoy our food and not waste and we need to share the food we have too.

*Sing: Thank you Lord for all we eat,
thank you Lord for all we eat,
thank you lord for all we eat,
right where we are*

Let us pray together: Thank you Lord for all the tasty food we get to eat. Help us not to waste our food and to share our food with everyone so everyone has enough. Amen.

Song ideas:

5 Currant buns in a bakers shop, 10 green bottles, Who took the cookie from the cookie jar? On top of spaghetti, Pat-a-cake, I'm a little teapot, Hot Cross Buns, Five fat sausages.

Take home activity ideas:

Use your LOAF <https://greenchristian.org.uk/gc-campaigns/loaf-2/why-use-your-loaf/>

Ask families to pray for farmers -

<https://www.aftersunday.org.uk/prayer/for-work/prayers-farming-agriculture>

Donate food to your local foodbank



Our home



Session 8 - Matthew 7 v 24-47

Craft activity:

Cardboard house decorations - who lives in my house?

You will need:

- Cardboard - old boxes
- scissors
- glue
- crayons/child friendly felt pens
- string/ribbon and sticky tape

Cut out a house shape and some strips of cardboard for the walls and roof. Glue walls and roof onto the house and ask children to draw who lives inside their house!

Sensory activity:

Birds nest tuff tray - invite children to build a nest for a bird.

You will need:

- small world/cardboard pictures of birds and eggs
- twigs and leaves



Story time:

Props: tray of sand, tray of stones, jug of water, building blocks like duplo or megablox

Who made a house? *Show the craft activity and ask children to show their houses – who lives in your home?*

Jesus told his friends a story about building a house. He said a wise builder would build a house on the rock – the rock is a strong foundation. *–build a little structure in blocks and set it on the stones.*

Then he said a silly builder would build a house upon the sand *–build a structure and place on sand* – and that was silly because when the rain comes down and the ground floods, look what happens *–pour the jug of water over the sandy structure and the stony structure and hopefully the building in the sand will move or fall over!*

It's important to be wise about how we build our houses and also how we live in our homes. How many of you leave the light on or the TV on even when you are not in the room? How about turning the thermostat down a degree? Or wearing an extra layer? How we use energy is important – the less we use the better – that is the wise thing to do!

Sing: The wise/foolish man built his house upon the rock

The wise man built his house upon the rock

The wise man built his house upon the rock

And the rain came tumbling down.

The rain came down and the floods went woosh

The rain came down and the floods went woosh

The rain came down and the floods went woosh

and the house on the rock stood firm/on the sand went splat!

Let's pray together – Thank you God for our homes, help us to use our homes wisely to look after the environment Amen.

Song ideas:

There were 10 in the bed, Incy Wincy Spider,

Take home activity:

Share energy saving tips <https://energysavingtrust.org.uk/hub/quick-tips-to-save-energy/>

Make a den – inside or outside – and let children play in it.

<https://www.woodlandtrust.org.uk/blog/2019/10/how-to-build-a-den/>



Travelling with God



Session 9 - Luke 24 v 13 - 35

Craft activity:

Recycled bottle boats

You will need:

- Empty plastic bottle lids
- Playdough or blue tak
- sticks
- paper for sails
- a basin of water to test boats in

See Be a Fun Mum for a tutorial:



<https://www.beafunmum.com/2012/01/its-raining-today-we-are-sailing-away/>

Sensory activity:

Travel Tuff Tray - create a small world set up based on travel

You will need:

- chalk to set a road lay out/carparks / airport OR
- train track
- cars/trains /planes
- any houses/buildings



Story Time

Props: toy cars/planes/buses/trains/boats, green fabric, small world people.

Who likes going on journeys? Have you travelled in a car? Have you travelled on a bus? Have you travelled on a boat? Have you travelled on a bicycle? Have you travelled on a plane? Have you travelled by walking? – *show each different vehicle and lay down on green fabric*

Jesus once took a walk with his friends. – *walk three small world figures along green fabric* His friends were sad because Jesus had died on the cross and they thought they would never see him again. Jesus was alive though but because they were sad and thinking about their journey they didn't recognise him. But when they stopped to share a meal, they realised it was their friend Jesus and their sadness turned to joy and amazement – Jesus was alive! Are we in a rush, always dashing here there and everywhere and do we miss seeing Jesus at work?

Walking is a good pace to journey with God, we can look around more and take in all that is happening about us.

Travelling is fun but the way we travel can have an impact on the environment – cars and planes and buses and trains all use fuel that can pollute the air. It's more friendly for the environment and we care for God's creation if when we can, we walk or use bicycles or public transport.

sing: (to the Tune of the Grand Old Duke of York)

*If I want to go somewhere
I might drive or float or fly
but to care for God's world
its best if I
take the bus, walk or ride my bike!*

Let's pray together : Thank you God for journeys and for being with us when we travel. Help us to make journeys carefully so we care for the environment. Amen


Song ideas:

Going on a journey, I am walking, We are marching (Siyahamba) Wheels on bus, Jumping up and down on a big red tractor, Oh the Grand Old Duke of York,

Take home activity:

Share a list of local walks to do with a toddler/ a buggy.

Ask families to go on a journey using public transport, take some photos and come back to tell all about it at the next session!



New Creation



Session 10 – Revelation 21 v 5

Craft activity:

Folded butterfly pictures –

You will need:

- A3 paper,
- poster paints

Sensory activity:

Either Ooblek – cornflour and water mixed to make a slime

Or if you have access to a popcorn maker, make popcorn – letting children watch corn transform into a delicious snack!



Story time:

Props needed -blue and green fabrics, sun moon and stars, animals, plants, people. cross shape, picture of a cocoon and a butterfly.

We have lots of fun over the past few weeks – we have been exploring all about how God made the world – sky, land, sea, sun, moon and stars – *lay out the fabrics as you talk and put the sun moon and stars on the sky fabric.*

God made plants and trees and animals and humans – *place the figures on the scene.*

God gave us enough to eat and drink, to make homes, to travel around. He asked with humans to work with him to take good care of the world but humans said no. *-throw pieces of litter onto scene.*

Jesus came to show us how to love God, to love one another and to care for creation and when he died on the cross and rose to new life he showed us that anything is possible with God. – *place cross on scene*

He returned to God but promised a helper, the holy spirit who would live in our hearts, the helper would help us to work with God to care for creation.

One day God promises that Jesus will return and that this world will be made right and new again. Have you ever seen a caterpillar? One day a caterpillar wraps itself up in a cocoon for a time – *share picture of cocoon* – and inside it transforms into a beautiful butterfly – *share picture of butterfly.* We wait for the day when we will live with God in his new creation, where there will be no more tears or worries, where the earth will be healed and all will be well.

And while we wait, we work to make God's world better!

*Sing: Behold, Behold, I make all things new,
beginning with you and starting from today,
Behold, Behold, I make all things new,
my promise is true, for I am Christ the Way.*

To hear the tune: <https://www.ionabooks.com/product/come-all-you-people-songbook/>
Let's pray together: Thank you Jesus that you promised to make all things new and one day we will see the earth healed and we will live with you in a new heaven and earth. Help us to wait and care for your world until that day. Amen.

Song ideas:

Jesus love is very wonderful, God's got the whole world in his hands, This little light of mine, If I were a butterfly,

Take home activity:

A butterfly bible verse colouring sheet:

<https://ministryark.com/katy/wp-content/uploads/2016/08/New-Creation-1-Cor-5-17-Printable.pdf>



Additional Resources



Music resources

For background music whilst children are playing:

Resound Worship Doxecology

<https://www.resoundworship.org/projects/doxecology>

-

Porters Gate Climate Vigil songs

<https://open.spotify.com/album/2WHh6TmX4BFuPLBsPwaWff>

Parenting for Faith Spotify play lists

Upbeat songs for Babies and Toddlers

<https://open.spotify.com/playlist/3SYzVrLiURbSfsJKA8ddaw>

Calm songs for Babies and Toddlers

<https://open.spotify.com/playlist/1CNLPJHSRZ36TdDV6iR0OA>

Homemade Playdough recipe

<https://theimaginationtree.com/best-ever-no-cook-play-dough-recipe/>

Thank you

A special thank you to Barnabees Toddler Group at St Barnabas Alwoodley Leeds and Shadwell St Paul's Playgroup for piloting this material and a special thank you to Louise Clements for use of Barnabees' photos of the tuff tray and craft activities.

